



**EPO-TEK® MED-301-2**  
**Technical Data Sheet**  
**For Reference Only**  
*Biocompatible/Optically Transparent Epoxy*  
**ISO 10993 Tested/Fully Compliant**

**Date:** October 2018  
**Rev:** VI  
**No. of Components:** Two  
**Mix Ratio by Weight:** 100 : 35  
**Specific Gravity:** Part A: 1.02 Part B: 0.90  
**Pot Life:** 8 Hours  
**Shelf Life- Bulk:** One year at room temperature

**Biocompatible Certified Cure: 45°C / 16 Hours**

*Alternative biocompatible cure schedules may be possible, but have not been certified. Contact [med@epotek.com](mailto:med@epotek.com) with any questions.*

**NOTES:**

- Container(s) should be kept closed when not in use.
- Filled systems should be stirred thoroughly before mixing and prior to use.
- Performance properties (rheology, conductivity, others) of the product may vary from those stated on the data sheet when bi-pak/syringe packaging or post-processing of any kind is performed. Epoxy's warranties shall not apply to any products that have been reprocessed or repackaged from Epoxy's delivered status/container into any other containers of any kind, including but not limited to syringes, bi-paks, cartridges, pouches, tubes, capsules, films or other packages.
- Syringe packaging will impact initial viscosity and effective pot life, potentially beyond stated parameters.
- If product crystallizes in storage, place container in warm oven until crystallization disappears. Please refer to Tech Tip #7 on website.

**Product Description:** EPO-TEK® MED-301-2 is a biocompatible, clear and colorless, low viscosity, long pot-life, room temperature curing epoxy. Additional characteristics are: ease of use in potting and casting, excellent adhesion to glass, quartz, wood and most plastics. As a compliant, low stress adhesive, it is used in bonding of optics and resistant to impact or vibrations. Used often in endoscopes and in various imaging systems.

**Typical Properties:** Cure condition: 45°C / 16 Hours Different batches, conditions & applications yield differing results.  
 Data below is not guaranteed. To be used as a guide only, not as a specification. \* denotes test on lot acceptance basis

PHYSICAL PROPERTIES:			
* Color (before cure):	Part A: Clear/Colorless	Part B: Clear/Colorless	
* Consistency:	Pourable liquid		
* Viscosity (23°C) @ 100 rpm:	225-425	cPs	
Thixotropic Index:	N/A		
* Glass Transition Temp:	≥ 80	°C (Dynamic Cure: 20-200°C/ISO 25 Min; Ramp -10-200°C @20°C/Min)	
Coefficient of Thermal Expansion (CTE):			
	Below Tg:	62	x 10 <sup>-6</sup> in/in°C
	Above Tg:	151	x 10 <sup>-6</sup> in/in°C
Shore D Hardness:	80		
Lap Shear @ 23°C:	1,952	psi	
Die Shear @ 23°C:	≥ 10	Kg	3,556 psi
Degradation Temp:	352 °C		
Weight Loss:			
	@ 200°C:	0.47	%
	@ 250°C:	0.62	%
	@ 300°C:	2.00	%
Suggested Operating Temperature:	< 300 °C (Intermittent)		
Storage Modulus:	323,059	psi	
* Particle Size:	N/A		

OPTICAL PROPERTIES:			
Spectral Transmission:	≥ 98%	@ 320-1600	nm
Refractive Index:	1.5412	@589	nm

**Epoxyes and Adhesives for Demanding Applications™**

**This information is based on data and tests believed to be accurate. Epoxy Technology, Inc. makes no warranties (expressed or implied) as to its accuracy and assumes no liability in connection with any use of this product.**

**EPOXY TECHNOLOGY, INC.**  
 14 FORTUNE DRIVE, BILLERICA, MA 01821 (978) 667-3805, FAX (978) 663-9782  
[www.epotek.com](http://www.epotek.com)

# Selected Applications for EPO-TEK® MED-301-2

## Fiber and Electro-Optics

- Impregnating fiber optic image bundles and light guides; adhesive for flexible endoscopes; adhesion to Vyton® rubber and plastic optical fibers
- Transmission of VIS and NIR light signals in camera/video electro optics
- 3D Dentistry camera and imaging tools
- General, all-purpose fiber optic assembly and repair adhesive

## Radiation and Imaging

- Adhesive for scintillator crystal array fabrication
- Opto-underfills between scintillator and photodiode array, for medical/dental imaging equipment

## Ultrasound/Ultrasonic

- Adhesive for catheter delivered surgical mapping and imaging catheters
- Front-end ultrasound fabrication adhesive responsible for PZT arrays
- General all-purpose ultrasound probe repair adhesive

## Life Sciences and MicroFluidics

- Enabling microfluidic drug delivery via catheter devices; micro-motors and ultrasonics for sensing fluid and gas movement
- Adhesive for active optical alignment in spectrophotometry, fluoroscopy and microscopy
- General adhesive for specialized diagnostic equipment

## Device and Diagnostics

- Potting resin over LD and PD chips in pulsed oximetry
- Adhesive for gas analyzers, flow meters, pressure and pH monitoring catheters
- Fabrication of glucose sensors; implantable or external
- Potting, over-coating and weather proofing for activity trackers (wearable devices)
- Patient monitoring electrodes and cables including: ECG and temperature probes

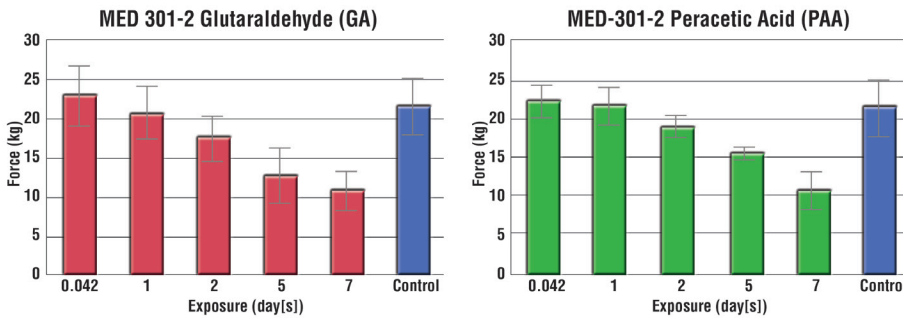
## Implantable Devices

- Molding headers over implantable microelectronic packages in ICDs, pacemakers and cochlear implants
- Potting Cu coils and motors used in LVAD and BiVAD blood pumps
- Adhesive for ophthalmic implants; plastic bonding in intraocular lens (IOL), septum bonding and final assembly for diabetic implants; gluing bio-polymers used for IOP drainage; smart drug delivery of pharma
- Header potting for neurostimulators/neuromodulators used for epilepsy, Parkinson's, pain management and sleep apnea control

## Surgical Tools

- Hand held UV cure light guide for curing dental fillings
- Potting PCBs into metals shafts of hand held orthopedic instruments
- Laser optics (surgical tool for optometry)
- Adhesive for neurovascular surgical probes, electrodes and delivery systems.
- Fabrication of Rf Ablation catheters with structural bonding to PEEBAX®

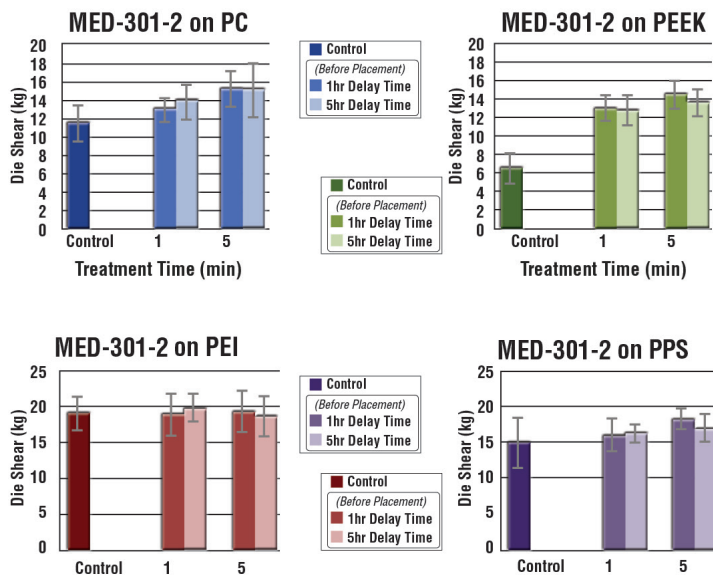
### Strength of MED-301-2 with Disinfectant Soaking



#### MED-301-2 Test Parameters

- Adhesive cured: 80°C/3hrs
- Surfaces: 2mm x 2mm ceramic onto glass substrates
- # of estimated cycles based on retaining >50% of initial strength
- 1 cycle defined as 20 min exposure
- 360 cycles (5d) for GA
- 500 cycles for PAA

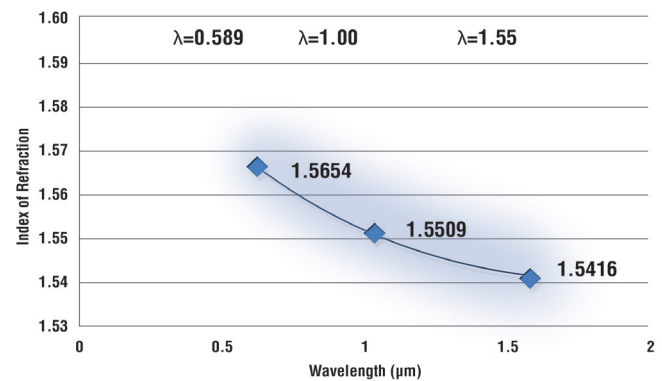
### MED-301-2 & Bonding Strength to Various Plastics



#### MED-301-2 Test Conditions

- Adhesive cured: 80°C/3hrs
- Surfaces: 2mm x 2mm ceramic onto plastics
- Oxygen plasma, 100ml/min flow rate
- 12 chips per substrate
- 1min and 5 min exposure time comparison
- Delay time = the duration after plasma etch, before die placement

### Index of Refraction vs. Wavelength EPO-TEK® MED-301-2



#### Epoxy Technology Inc.

14 Fortune Drive • Billerica, MA 01821  
 phone 978-667-3805 fax 978-663-9782  
 med@epotek.com

© Epoxy Technology Inc. 2018

Vyton® is a registered trademark of The Chemours Company  
 PEEBAX® is a registered trademark of Arkema.

## Biocompatibility Approvals

- EPO-TEK® MED-301-2 cured at 45° for 16 hours and has been tested and is ISO 10993 Certified, meeting Hemolysis (10993-4), Cytotoxicity (10993-5), Implantation (10993-6), Intracutaneous (10993-10), Sensitization (10993-10) and Systemic Toxicity (10993-11) test protocols.

## Sterilization Information

- Epoxy performance is most influenced by surface preparation and cleanliness, overall process and handling, and finally proper curing selection. While bulk samples of MED-301-2 may resist sterilization technologies such as autoclave steam, gaseous technologies, gamma radiation as well as liquid disinfectants, the glue joints may differ. All users need to determine the suitability of MED-301-2 for their given application.
- Gamma radiation/ion beam will discolor MED-301-2, thus altering its appearance.  
See Technical Tip # 29: Gamma Sterilization for Medical Devices and its Effect on Epoxies for more information.  
[http://www.epotek.com/site/files/Techtips/pdfs/techtips\\_29.pdf](http://www.epotek.com/site/files/Techtips/pdfs/techtips_29.pdf)
- MED-301-2 is generally regarded for resisting few cycles of ETO and gamma radiation.
- MED-301-2 can survive more than 500 cycles of liquid disinfection based on glutaraldehyde (3.4% concentration) and more than 500 cycles of peracetic acid (0.23% concentration) before significant deterioration of the glue joint.

## Packaging Availability

- EPO-TEK® MED-301-2 is available in specialty packaging such as Pre-Mixed Frozen Syringes (PMF), Bi-Paks, or bulk (A & B containers).
- A Bi-Pak video tutorial can be found here:  
<http://www.epotek.com/site/technical-material/application-video-tutorials/117-effective-handling-and-mixing-of-epo-tek®-bi-packs.html>
- A video tutorial on handling frozen syringes can be found here:  
<http://www.epotek.com/site/technical-material/application-video-tutorials/231-proper-receiving-and-thawing.html>



**Epoxy Technology Inc.**  
14 Fortune Drive • Billerica, MA 01821  
phone 978-667-3805 fax 978-663-9782  
[med@epotek.com](mailto:med@epotek.com)